

Please cite the Published Version

Hall, Elliott CR, Lockey, Sarah J, Heffernan, Shane M, Herbert, Adam J, Stebbings, Georgina K, Day, Stephen H, Collins, Malcolm, Pitsiladis, Yannis P, Erskine, Robert M and Williams, Alun G (2023) The PPARGC1A Gly482Ser polymorphism is associated with elite long-distance running performance. *Journal of Sports Sciences*, 41 (1). pp. 56-62. ISSN 0264-0414

DOI: <https://doi.org/10.1080/02640414.2023.2195737>

Publisher: Taylor & Francis

Version: Published Version

Downloaded from: <https://e-space.mmu.ac.uk/631773/>

Usage rights:  [Creative Commons: Attribution-Noncommercial-No Derivative Works 4.0](https://creativecommons.org/licenses/by-nc-nd/4.0/)

Additional Information: This is an Open Access article published in *Journal of Sports Sciences*, by Taylor & Francis.

Enquiries:

If you have questions about this document, contact openresearch@mmu.ac.uk. Please include the URL of the record in e-space. If you believe that your, or a third party's rights have been compromised through this document please see our Take Down policy (available from <https://www.mmu.ac.uk/library/using-the-library/policies-and-guidelines>)



The *PPARGC1A* Gly482Ser polymorphism is associated with elite long-distance running performance

Elliott C.R. Hall, Sarah J. Lockey, Shane M. Heffernan, Adam J. Herbert, Georgina K. Stebbings, Stephen H. Day, Malcolm Collins, Yannis P. Pitsiladis, Robert M. Erskine & Alun G. Williams

To cite this article: Elliott C.R. Hall, Sarah J. Lockey, Shane M. Heffernan, Adam J. Herbert, Georgina K. Stebbings, Stephen H. Day, Malcolm Collins, Yannis P. Pitsiladis, Robert M. Erskine & Alun G. Williams (2023): The *PPARGC1A* Gly482Ser polymorphism is associated with elite long-distance running performance, *Journal of Sports Sciences*, DOI: [10.1080/02640414.2023.2195737](https://doi.org/10.1080/02640414.2023.2195737)

To link to this article: <https://doi.org/10.1080/02640414.2023.2195737>



© 2023 The Author(s). Published by Informa UK Limited, trading as Taylor & Francis Group.



Published online: 03 Apr 2023.



Submit your article to this journal [↗](#)




View related articles [↗](#)



View Crossmark data [↗](#)

The *PPARGC1A* Gly482Ser polymorphism is associated with elite long-distance running performance

Elliott C.R. Hall^{a,b}, Sarah J. Lockey^c, Shane M. Heffernan^d, Adam J. Herbert^e, Georgina K. Stebbings^a, Stephen H. Day^f, Malcolm Collins^g, Yannis P. Pitsiladis^{h,i}, Robert M. Erskine^{b,j} and Alun G. Williams^{a,d,j} 

^aDepartment of Sport and Exercise Sciences, Manchester Metropolitan Institute of Sport, Manchester Metropolitan University, Manchester, UK; ^bSchool of Sport and Exercise Sciences, Liverpool John Moores University, Liverpool, UK; ^cFaculty of Health, Education, Medicine and Social Care, Anglia Ruskin University, Chelmsford, UK; ^dApplied Sports, Technology, Exercise and Medicine Research Centre (A-STEM), Faculty of Science and Engineering, Swansea University, Swansea, UK; ^eSchool of Health Sciences, Birmingham City University, Birmingham, UK; ^fSchool of Medicine and Clinical Practice, Faculty of Science and Engineering, University of Wolverhampton, Wolverhampton, UK; ^gHealth through Physical Activity, Lifestyle and Sport Research Centre (HPALS), Department of Human Biology, and the International Federation of Sports Medicine (FIMS) Collaborative Centre of Sports Medicine, University of Cape Town, Cape Town, South Africa; ^hCentre for Stress and Age-related Disease, University of Brighton, Brighton, UK; ⁱCentre for Exercise Sciences and Sports Medicine, FIMS Collaborating Centre of Sports Medicine, Rome, Italy; ^jInstitute of Sport, Exercise and Health, University College London, London, UK

ABSTRACT

Success in long-distance running relies on multiple factors including oxygen utilisation and lactate metabolism, and genetic associations with athlete status suggest elite competitors are heritably predisposed to superior performance. The Gly allele of the *PPARGC1A* Gly482Ser rs8192678 polymorphism has been associated with endurance athlete status and favourable aerobic training adaptations. However, the association of this polymorphism with performance amongst long-distance runners remains unclear. Accordingly, this study investigated whether rs8192678 was associated with elite status and competitive performance of long-distance runners. Genomic DNA from 656 Caucasian participants including 288 long-distance runners (201 men, 87 women) and 368 non-athletes (285 men, 83 women) was analysed. Medians of the 10 best UK times (Top10) for 10 km, half-marathon and marathon races were calculated, with all included athletes having personal best (PB) performances within 20% of Top10 (this study's definition of "elite"). Genotype and allele frequencies were compared between athletes and non-athletes, and athlete PB compared between genotypes. There were no differences in genotype frequency between athletes and non-athletes, but athlete Ser allele carriers were 2.5% faster than Gly/Gly homozygotes ($p = 0.030$). This study demonstrates that performance differences between elite long-distance runners are associated with rs8192678 genotype, with the Ser allele appearing to enhance performance.

ARTICLE HISTORY

Received 2 May 2022
Accepted 21 March 2023

KEYWORDS



Endurance running; road running; genetics; personal best

Introduction

Elite sporting performance relies on the synergistic relationship of physiology, psychology and training environment (Tucker et al., 2013). The physiological determinants of performance in endurance sports include maximal rate of oxygen uptake (VO_2 max), lactate threshold and running economy (Joyner & Coyle, 2008), which are influenced by a multitude of genes involved in energy metabolism, utilisation and storage (Pozzi et al., 2007). Seminal findings from the Health, Risk Factors, Exercise Training and Genetics (HERITAGE) Family study estimated that the genetic contribution to VO_2 max is 40–50% (Bouchard et al., 1998), and that the capacity to improve cardiorespiratory fitness through training is also nearly 50% heritable (Bouchard et al., 1999). Such evidence contributed to the emergence of sports genomics research, investigating the genetic factors that underpin elite sporting performance and the heritable differences between athletes and the general population. Whilst there has been considerable progress in the past decade (Ahmetov et al., 2016), the polygenic nature of physiological

traits warrants further investigation to identify which gene variants contribute to the ~70% heritability of athlete status (De Moor et al., 2007), and whether specific variants can explain subtle differences in performance between elite competitors.

Peroxisome proliferator activated receptors (PPARs) are a subfamily of nuclear hormone receptors that regulate transcription of genes involved in energy metabolism, utilisation and storage (Handschin & Spiegelman, 2006). A key transcriptional coactivator of the PPAR family, peroxisome proliferator activated receptor γ coactivator 1 α (PGC1 α), is encoded by the *PPARGC1A* gene (Handschin & Spiegelman, 2006) and has received particular attention due to a central role in mitochondrial biogenesis and oxidative phosphorylation in skeletal muscle (Puigserver & Spiegelman, 2003). One functional nonsynonymous single nucleotide polymorphism (SNP) in this gene (rs8192678; Gly482Ser), which causes a missense substitution of the amino acid Glycine (Gly) with Serine (Ser), has been described in multiple studies (Eynon et al., 2010, 2011; Lucia et al., 2005; Gineviciene et al., 2014, 2016; Muniesa et al.,

CONTACT Alun G. Williams  a.g.williams@mmu.ac.uk  Manchester Metropolitan Institute of Sport, Manchester Metropolitan University, Manchester M1 7EL, United Kingdom

© 2023 The Author(s). Published by Informa UK Limited, trading as Taylor & Francis Group. This is an Open Access article distributed under the terms of the Creative Commons Attribution-NonCommercial-NoDerivatives License (<http://creativecommons.org/licenses/by-nc-nd/4.0/>), which permits non-commercial re-use, distribution, and reproduction in any medium, provided the original work is properly cited, and is not altered, transformed, or built upon in any way. The terms on which this article has been published allow the posting of the Accepted Manuscript in a repository by the author(s) or with their consent.

2010; Tsianos et al., 2010, Nishida et al., 2015; Peplonska et al., 2017; Ring-Dimitriou et al., 2014; Stefan et al., 2007; Steinbacher et al., 2015; Tobina et al., 2017; Tural et al., 2014; Yvert et al., 2016).

A number of associations between *PPARGC1A* rs8192678 and athlete status have been reported. The Gly/Gly genotype and Gly allele were more frequently observed as part of a polygenic profile in endurance athletes than strength-orientated athletes and non-athletes (Eynon et al., 2011), whereas others reported that the contrasting Ser/Ser genotype was less frequent amongst endurance athletes than sprinters and non-athletes (Eynon et al., 2010), and the Ser allele less frequent in athletes than sedentary individuals (Lucia et al., 2005). A higher frequency of the Gly/Gly genotype has also been reported in powerlifters (Gineviciene et al., 2016) and soccer forwards (Gineviciene et al., 2014) than non-athletes, suggesting rs8192678 may also impact power-orientated performance. Similarly, a recent study of Brazilian athletes found that the Gly allele was more common amongst power-orientated athletes than both endurance-orientated athletes and non-athletes (Guilherme et al., 2018). Some report no difference in genotype distribution between non-athletes and athletes from endurance (Muniesa et al., 2010; Tsianos et al., 2010, Yvert et al., 2016) or broad sporting backgrounds (Peplonska et al., 2017), whilst others provide contradictory evidence that the Gly/Gly genotype and Gly allele are less frequent in endurance athletes than non-athletes (Tural et al., 2014). Some of the dissimilarities reported between studies may reflect differences in rs8192678 minor allele frequency between populations based on their geographic ancestry, for example 0.33 vs. 0.46 in Russian (Gineviciene et al., 2016) and Japanese (Yvert et al., 2016) non-athletes, respectively. Nevertheless, a recent meta-analysis of ten studies investigating the association of the Gly482Ser polymorphism with athlete status reported that the Gly/Gly genotype and Gly allele were more frequent amongst Caucasian endurance athletes, and that Gly allele carriers were more common in power athletes than non-athletic controls (Chen et al., 2019). There is also evidence that *PPARGC1A* rs8192678 influences aerobic adaptation, with the Ser allele associated with either a low (Stefan et al., 2007; Steinbacher et al., 2015) or lack of (Ring-Dimitriou et al., 2014; Tobina et al., 2017) response to training. However, one study found a positive association between the Ser allele and aerobic fitness in a Japanese population (Nishida et al., 2015).

As well as contradictory evidence, data concerning *PPARGC1A* and training adaptation are limited to untrained participants, meaning their validity in athletes is unknown, whilst it is also unclear whether rs8192678 influences endurance running performance, as has been demonstrated for other SNPs (Hall et al., 2021; Rivera et al., 2020; Stebbings et al., 2018). If the presence of Gly versus Ser affects the role of PGC1 α in energy metabolism or the stimulation of slow-twitch muscle fibre formation (Lin et al., 2002), this could be advantageous to endurance performance. Specifically, athletes with a favourable rs8192678 genotype may achieve superior performance because of increased oxidative capacity, mitochondrial content and fatigue resistance (Hawley & Spargo, 2007), where an influence on the mitochondrial content and capillary density

of contracting skeletal muscle (Holloszy & Coyle, 1984) might contribute to better running economy (Conley & Krahenbuhl, 1980) and an improved ability to sustain performance at higher fractions of VO₂max. Despite numerous studies exploring the distribution of rs8192678 genotypes between elite endurance athletes and non-athletes, very little literature exists regarding how rs8192678 may influence phenotypes of competitive endurance performance, which differs amongst even the most elite competitors.

Therefore, the aims of the present study were to investigate whether *PPARGC1A* rs8192678 genotype distribution differed between elite endurance runners and non-athletes, and whether genotype was associated with elite endurance running performance, which is currently unknown. Based on replicated associations with endurance athlete status (Eynon et al., 2010, 2011; Lucia et al., 2005) and oxidative adaptations to aerobic training (Stefan et al., 2007; Steinbacher et al., 2015), we hypothesised that the rs8192678 Gly/Gly genotype and/or Gly allele would be (i) more commonly observed in elite long-distance runners compared to non-athletes; and (ii) associated with superior competitive performance.

Methods

Participants

This study recruited 656 Caucasian participants including 288 athletes and 368 non-athletes. The majority of participants self-reported geographic ancestry, nationality, date of birth, height and body mass (approximately 50% of non-athletes had height and body mass assessed using standard laboratory techniques). Athletes (201 men and 87 women) were long-distance runners including 93.1% British, 1.0% Irish and 5.9% from other nationalities, principally recruited from the London Marathon Expo between 2012 and 2014, in addition to national/regional athletic clubs and organisations in the UK. Non-athletes were healthy, unrelated men ($n = 285$) and women ($n = 83$) including 79.4% British, 17.7% South African, 1.4% Irish and 1.8% from other nationalities recruited through mail-outs, posters and word of mouth. This study was conducted in accordance with the Declaration of Helsinki with written informed consent given by all participants. Ethical approval was granted by the Faculty of Science and Engineering Research Ethics and Governance Committee at Manchester Metropolitan University, ethics code 24048.

Endurance performance

The median of the 10 best recorded times (Top10) at the time of analysis (November 2020) of official 10 km, half-marathon and marathon races listed by an official database was calculated separately for UK men and women from verified online records (www.thepowerof10.info). To ensure our athletes were of a high competitive standard (defined in this study as “elite”), all had recorded an official personal best (PB) performance within 20% of Top10 for at least one of the aforementioned distances (Table 1) in races approved by World Athletics. Only road race times were included. To compare male and female athletes and race performances from multiple distances,

Table 1. Median (interquartile range) of the 10 best recorded times (Top10) by male and female UK athletes in World Athletics-approved 10 km, half-marathon and marathon races, and study participants' personal best time (PB) expressed as both time units and % Top10. Times are hours:minutes:seconds.

	UK athlete database		Study participants (n=288)	
	Top10	Top10 + 20%	PB	PB (% Top10)
Male				
10 km	00:27:56 (00:00:06)	00:33:31	00:31:40 (00:01:58)	113.4
Half-marathon	01:00:57 (00:00:29)	01:13:08	01:10:30 (00:03:00)	115.7
Marathon	02:08:42 (00:00:52)	02:34:29	02:25:40 (00:10:14)	113.2
Female				
10 km	00:31:35 (00:00:18)	00:37:55	00:36:22 (00:01:21)	115.1
Half-marathon	01:08:41 (00:01:11)	01:22:25	01:20:20 (00:03:58)	117.0
Marathon	02:26:18 (00:01:21)	02:55:34	02:44:34 (00:10:04)	112.5

UK athlete database: www.thepowerof10.info

Study participants included 104 at 10 km (74 men, 30 women), 85 at half-marathon (63 men, 22 women), 99 at marathon (64 men, 35 women).

athlete performance was converted to PB relative to Top10. For example, a performance 15% slower than the Top10 is presented as 115%. For athletes recording times within 20% of Top10 for more than one distance, PB was defined as their single best performance (the distance where % difference from Top10 was smallest).

Sample collection

Blood (76% of samples), buccal swab (10%) or saliva (14%) samples were obtained by the following procedures. Blood was drawn into an EDTA tube from a superficial forearm vein and stored in sterile tubes at -20°C until processed. Saliva samples were collected using Oragene DNA OG-500 collection tubes (DNA Genotek, Ottawa, Ontario, Canada) following the manufacturer's protocol and stored at room temperature until processing. Sterile buccal swabs (Omni swab; Whatman, Springfield Mill, UK) were rubbed against the buccal mucosa of the cheek for ~ 30 s. Tips were ejected into sterile tubes and stored at -20°C until processing.

DNA isolation

For all athletes and $\sim 80\%$ of non-athletes, DNA was isolated using a QIAamp DNA Blood Mini kit and standard spin column protocol according to manufacturer instructions (Qiagen, West Sussex, UK). Briefly, 200 μL of whole blood/saliva, or a single buccal swab, was lysed and incubated, the DNA washed, and the eluate containing isolated DNA stored at 4°C . For $\sim 20\%$ of non-athletes, blood samples were lysed and centrifuged, and washed DNA stored at -20°C (Lahiri & Nurnberger, 1991).

Genotyping

Samples were genotyped for the *PPARGC1A* (rs8192678 Gly482Ser) SNP by combining 5 μL Genotyping Master Mix (Applied Biosystems, Paisley, UK), 4.3 μL H_2O , 0.5 μL TaqMan[®] assay mix (Applied Biosystems, C__1643192_20), and 0.2 μL of purified DNA (~ 9 ng), for samples derived from blood or saliva. For DNA derived from buccal swabs, 5 μL Genotyping Master Mix was combined with 3.5 μL H_2O , 0.5 μL assay mix, and 1 μL DNA solution (~ 9 ng DNA). Either a Chromo4 (Bio-Rad, Hertfordshire, UK) or a StepOnePlus

real-time system (Applied Biosystems) was used. Briefly, denaturation began at 95°C for 10 min, with 40 cycles of incubation at 92°C for 15 s before annealing and extension at 60°C for 1 min. Initial genotyping analysis was performed with Opticon Monitor software version 3.1 (Bio-Rad) or StepOnePlus software version 2.3 (Applied Biosystems). All samples were analysed in duplicate with 100% agreement between duplicates.

Statistical analysis

Statistical analyses were conducted using SPSS for Windows version 25.0 (IBM Statistics, Armonk, USA) and RStudio (version 3.6.1). Genotype distributions and allele frequencies of athletes and non-athletes were compared by χ^2 goodness-of-fit test. Differences in athlete and non-athlete characteristics were investigated using independent samples t-test. The association of genotype with athletes' PB performances were conducted by Kruskal–Wallis H test of variance, as the data were not normally distributed (therefore presented as median and interquartile range), with a false discovery rate (FDR) of 10% (Benjamini & Hochberg, 1995) to control for multiple comparisons. Where differences approaching statistical significance were identified ($p \geq 0.05$ and ≤ 0.010), further analysis was performed in a dominant (AA+Aa vs. aa) or recessive (AA vs. Aa+aa) model depending on the nature of the difference. $P < 0.05$ was considered statistically significant after adjustment for multiple comparisons using a FDR of 10%.

Results

Participant characteristics

Participant characteristics are presented as mean \pm standard deviation. In men, athletes were ~ 10 years older (35 ± 8 and 25 ± 8 years, respectively; $p < 0.0005$) and ~ 12 kg lighter (67.0 ± 6.8 and 78.8 ± 11.5 kg, respectively; $p < 0.0005$) than non-athletes, but those groups were not different in height (1.79 ± 0.06 and 1.80 ± 0.07 m, respectively; $p = 0.323$). Similarly, female athletes were ~ 11 years older (36 ± 8 and 25 ± 10 years, respectively; $p < 0.0005$) and ~ 14 kg lighter (52.9 ± 5.4 and 66.3 ± 10.9 kg, respectively; $p < 0.0005$) than non-athletes,

Table 2. *PPARGC1A* rs8192678 genotype distribution of non-athletes and athletes. Data are number of participants (% of group).

	<i>n</i>	Gly/Gly	Gly/Ser	Ser/Ser	MAF
Non-athletes	368	173 (47.0)	160 (43.5)	35 (9.5)	0.31
Athletes	288	131 (45.5)	123 (42.7)	34 (11.8)	0.33
All participants	656	304 (46.3)	283 (43.1)	69 (10.6)	0.32

MAF, minor allele frequency

with athletes and non-athletes not different in height (1.65 ± 0.06 and 1.65 ± 0.07 , respectively; $p = 0.967$).

Hardy-Weinberg equilibrium (HWE) and genotype distribution

Genotype distributions for all groups are presented in Table 2. All were in HWE ($\chi^2 \leq 0.820$, $p \geq 0.052$). No differences in genotype distribution were observed between non-athletes and athletes ($\chi^2 = 1.793$, $p = 0.408$).

Endurance performance

Performance data are presented as median (interquartile range). Athletes' PB performance differed according to genotype ($p = 0.030$). Superior performance was observed for Gly/Ser heterozygotes compared to Gly/Gly homozygotes (113.3 (6.0) % vs. 115.9 (6.3) %, $p = 0.033$), but this was not significant for Ser/Ser homozygotes compared to Gly/Gly homozygotes (113.7 (7.4) % vs. 115.9 (6.3) %, $p = 0.199$). Subsequent analysis in a recessive model revealed that Ser allele carriers (Gly/Ser and Ser/Ser genotypes) performed 2.5% faster than Gly/Gly homozygotes (113.3 (6.4) % vs. 115.9 (6.3) %, $p = 0.008$, Figure 1).

Discussion

The aim of the present study was to determine whether *PPARGC1A* rs8192678 genotype distribution differed between non-athletes and long-distance runners, and whether this SNP influences competitive endurance running performance in elite athletes. We hypothesised that the rs8192678 Gly/Gly genotype and Gly allele would be more common in athletes than non-athletes and would also be associated with superior competitive athletic performance time. Despite no association of

PPARGC1A genotype with athlete status, we report the first association of the Ser allele with superior competitive performance amongst elite long-distance runners, providing novel evidence that differences in long-distance running performance are associated with rs8192678 genotype.

Elite long-distance runners with at least one rs8192678 Ser allele performed 2.5% faster than Gly/Gly homozygotes, contradicting our hypothesis that the Gly/Gly genotype and/or Gly allele would be associated with superior performance. This hypothesis was based on a greater frequency of the Gly/Gly genotype and Gly allele in elite endurance athletes versus controls (Ahmetov et al., 2009; Eynon et al., 2011) and superior aerobic adaptations to training observed in Gly/Gly homozygous non-athletes (Ring-Dimitriou et al., 2014; Stefan et al., 2007; Steinbacher et al., 2015; Tobina et al., 2017). With outstanding aerobic capacity fundamental to competitive endurance performance (Joyner & Coyle, 2008), and because elite status can be considered a surrogate measure of performance, we anticipated that carrying at least one Gly allele would offer an athletic advantage. In fact, competitive running performance was comparable between Ser/Ser homozygotes and Gly/Ser heterozygotes, and it is possible that the relatively low number of Ser/Ser homozygotes ($n = 34$) in our sample is responsible for a lack of statistically significant difference when comparing homozygote groups directly. To our knowledge, there is only one investigation of rs8192678 and running performance, which found no association of genotype with performance in the Mount Olympus marathon (Tsianos et al., 2010), though comparisons are limited by differences between events, primarily the steep terrain of the Mount Olympus race that means winners typically take ~5 h to complete the competition. Accordingly, we provide novel evidence for the role of the rs8192678 Ser allele in long-distance road races, adding to

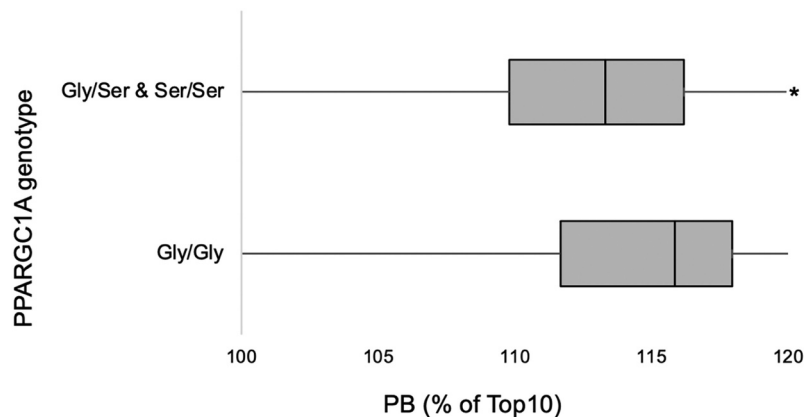


Figure 1. Athlete personal best (PB) performance expressed as a percentage of Top10. * Ser allele carriers 2.5% faster than Gly/Gly homozygotes ($p = 0.008$). Boxes span interquartile range and include the median as a vertical line.

previous genetic associations with road running performance (Hall et al., 2021; Rivera et al., 2020; Stebbings et al., 2018).

Though it is mechanistically unclear how the Ser allele could enhance endurance performance, one study of middle-aged Japanese men reported higher lactate threshold in Ser allele carriers than Gly/Gly homozygotes (Nishida et al., 2015). Aligning with others (He et al., 2008; Stumvoll et al., 2004), this was independent of any association with $VO_2\max$, suggesting that any association of *PPARGC1A* rs8192678 with aerobic capacity is unlikely to be due to mechanisms influencing the upper limit of oxygen delivery, the primary limitation to maximal rate of oxygen uptake (Joyner & Coyle, 2008). Rather, it is possible that the Ser allele improves lactate threshold, perhaps due to an influence on the mitochondrial content and capillary density of contracting skeletal muscle (Holloszy & Coyle, 1984), contributing to better running economy (Conley & Krahenbuhl, 1980) and increasing the ability to sustain performance at higher fractions of $VO_2\max$. Indeed, evidence that lactate threshold and the expression of skeletal muscle-related genes encoding mitochondrial enzymes concomitantly increase following exercise training without changes in $VO_2\max$ (Nishida et al., 2010) supports this theory. The rs8192678 SNP is a missense variant that changes the amino acid sequence of the PGC1 α protein, and cell culture studies demonstrate that the change from Gly to Ser increases the efficiency of PGC1 α as a coactivator on the promoter of mitochondrial transcription factor A (Lyonnais et al., 2017), the major binding protein of mitochondrial DNA (Choi et al., 2006). The potential for the Gly to Ser substitution to impact mitochondrial function and lactate clearance of contracting skeletal muscle, and to consequently allow athletes to benefit from better running economy and an ability to maintain performance at higher fractions of $VO_2\max$, offers a possible explanation for superior endurance running ability in Ser allele carriers. Future research should therefore investigate the association of rs8192678 with running economy and lactate threshold, with further mechanistic studies needed to determine if this polymorphism influences lactate clearance and mitochondrial function.

Genotype distribution did not differ between athletes and non-athletes, suggesting that *PPARGC1A* does not influence the attainment of elite status in long-distance running. Several studies have compared the frequency of Gly and Ser alleles between non-athlete and athlete cohorts, reaching equivocal conclusions. Ahmetov and colleagues (Ahmetov et al., 2009) reported fewer Ser allele carriers in Russian athletes competing nationally in endurance events that included middle- and long-distance running (up to 10 km), with similar findings in national and international standard Israeli endurance runners (Eynon et al., 2011). In the latter study, a higher proportion of endurance runners than sprinters or non-athletes were Gly allele carriers, while another study reports more Gly allele carriers in top-level endurance runners than their national-level counterparts (Eynon et al., 2010). Other evidence suggests that the Gly/Gly genotype could be advantageous to a range of sports, with homozygosity for the Gly allele more common in professional Lithuanian footballers who play in attacking positions (Gineviciene et al., 2014) and powerlifters (Gineviciene et al., 2016) compared to non-athletes, whereas no difference was observed between athletes from weightlifting and throwing

sports compared to non-athletes (Gineviciene et al., 2016). However, these cohorts participate in sports with a significant anaerobic component with singular forceful contractions being determinants of success, whereas the current sample of elite 10 km, half-marathon and marathon competitors rely primarily on the ability to sustain low-intensity contractile activity for longer durations. Accordingly, the contrasting exercise modalities underpinned by different requirements and processes for energy metabolism may contribute to dissimilar conclusions between studies. No difference in rs8192678 genotype distribution was found when comparing Spanish Olympic class runners (5000 m to marathon) with non-athletes, professional cyclists or world-class rowers (Muniesa et al., 2010). Similarly, genotype frequency did not differ between high standard Japanese middle- and long-distance runners (Yvert et al., 2016), nor Polish athletes competing at national, world and Olympic levels of endurance and power sports (Peplonska et al., 2017), and non-athletes. Interestingly, the Gly/Gly genotype and Gly allele were less frequent in elite Turkish track and field athletes than non-athletes (Tural et al., 2014), contradicting most associations of rs8192678 with athlete status, and suggesting a complex relationship of *PPARGC1A* with athletic ability that may vary according to sport and geographic ancestry. Indeed, the frequency distribution of rs8192678 genotypes we observed is similar to that of elite Caucasian athletes of Spanish (Muniesa et al., 2010) and Polish (Peplonska et al., 2017) origin, yet different from Japanese endurance competitors (Yvert et al., 2016). Nevertheless, the present study is the first to investigate rs8192678 in elite road race competitors, providing novel insight into the association of *PPARGC1A* with performance in these events.

Our findings align with data from comparable populations suggesting that elite endurance status is not associated with rs8192678 genotype. However, we present novel evidence that the Ser allele, previously linked to superior lactate threshold (Nishida et al., 2015) and functional effects on PGC1 α (Nishida et al., 2010), is associated with superior long-distance running performance. The median performance of athletes carrying the Ser allele was 2.5% faster than Gly/Gly homozygotes, equivalent to male/female athletes taking 42 s/47 s less to complete 10 km, 91 s/103 s less to complete a half-marathon and 193 s/219 s less to complete a marathon race, based on Top10. Nevertheless, 45.5% of athletes in this study, all of whom recorded performances within 20% of Top10, did not carry the Ser allele. Considering the lack of association with athlete status, this suggests that whilst many SNPs are likely to contribute to the attainment of elite long-distance running status (Williams & Folland, 2008), rs8192678 is unlikely to be one of them. Nonetheless, an important and novel finding of our investigation is that when elite athletes alone are considered, rs8192678 appears related to the performance of long-distance runners, where Ser allele carriers perform better than Gly/Gly homozygotes. Whilst replication in independent cohorts is required, we suggest that the small differences between success and failure at the upper level of long-distance running competition are, in part, influenced by *PPARGC1A* rs8192678 genotype.

In addition to the advantages and benefits of our approach in this study, it is also pertinent to acknowledge

some limitations. Firstly, our data are restricted to the three distances analysed, meaning our findings cannot be generalised to shorter and/or longer races, so future studies should seek to determine the role of rs8192678 on performance at other distances. However, the distances we investigated are each considered long-distance events for which aerobic capacity is considered a key determinant, and the method we used to define athlete performance enabled us to pool PB data from all three distances. Secondly, we recognise assessing lactate threshold, VO_2max and running economy could support our inferences regarding the role of *PPARGC1A* on performance. Whilst each can be reliably collected in laboratory-based studies, the retrospective nature of this study removed any chance that participants' performance could be affected by taking part in a research investigation, with our functional data derived from real-world competitive environments that can be difficult to replicate in such settings. We investigated Caucasian participants mostly of British nationality, and it is possible that geographic ancestry could contribute to the contrasting results of this and previous studies. Finally, this study focussed on a single SNP, meaning the influence of *PPARGC1A* on running performance in combination with additional polymorphisms is still to be determined. Accordingly, we encourage replication of our findings and the investigation of *PPARGC1A* rs8192678 as part of a polygenic profile in the context of long-distance running.

Conclusion

This study reports a novel association of the *PPARGC1A* rs8192678 Ser allele with faster long-distance running performance, whilst also supporting previous evidence that rs8192678 genotype distribution does not differ between elite long-distance runners and the general population. We propose that the association of *PPARGC1A* rs8192678 with running endurance ability could relate to differences in lactate threshold and/or running economy, with further studies required to address this hypothesis.

Acknowledgments

The authors would like to thank all athletes and non-athletes for their time and willingness to participate.

Disclosure statement

No potential conflict of interest was reported by the authors.

Funding

The author(s) reported there is no funding associated with the work featured in this article.

ORCID

Alun G. Williams  <http://orcid.org/0000-0002-8052-8184>

References

- Ahmetov, I. I., Egorova, E. S., Gabdrakhmanova, L. J., & Fedotovskaya, O. N. (2016). Genes and athletic performance: An update. In M. Posthumus & M. Collins (Eds.), *Medicine and Sport Science* (Vol. 61, pp. 41–54). <https://doi.org/10.1159/000445240>
- Ahmetov, I. I., Williams, A. G., Popov, D. V., Lyubaeva, E. V., Hakimullina, A. M., Fedotovskaya, O. N., Mozhayskaya, I. A., Vinogradova, O. L., Astratenkova, I. V., Montgomery, H. E., & Rogozkin, V. A. (2009, Dec). The combined impact of metabolic gene polymorphisms on elite endurance athlete status and related phenotypes. *Human Genetics*, 126(6), 751–761. <https://doi.org/10.1007/s00439-009-0728-4>
- Benjamini, Y., & Hochberg, Y. (1995). Controlling the false discovery rate: A practical and powerful approach to multiple testing. *Journal of the Royal Statistical Society Series B (Methodological)*, 57(1), 289–300. <https://doi.org/10.1111/j.2517-6161.1995.tb02031.x>
- Bouchard, C., An, P., Rice, T., Skinner, J. S., Wilmore, J. H., Gagnon, J., Pérusse, L., Leon, A. S., & Rao, D. C. (1999, Sep). Familial aggregation of $\dot{V}O_2\text{max}$ response to exercise training: Results from the HERITAGE Family Study. *Journal of Applied Physiology*, (1985). 87(3), 1003–1008. <https://doi.org/10.1152/jap.1999.87.3.1003>
- Bouchard, C., Daw, E. W., Rice, T., Pérusse, L., Gagnon, J., Province, M. A., Leon, A. S., Rao, D. C., Skinner, J. S., & Wilmore, J. H. (1998, Feb). Familial resemblance for $\dot{V}O_2\text{max}$ in the sedentary state: The HERITAGE family study. *Medicine & Science in Sports & Exercise*, 30(2), 252–258. <https://doi.org/10.1097/00005768-199802000-00013>
- Chen, Y., Wang, D., Yan, P., Yan, S., Chang, Q., & Cheng, Z. (2019, Dec). Meta-analyses of the association between the *PPARGC1A* Gly482Ser polymorphism and athletic performance. *Biology of Sport*, 36(4), 301–309. <https://doi.org/10.5114/biolsport.2019.88752>
- Choi, Y. S., Hong, J. M., Lim, S., Ko, K. S., & Pak, Y. K. (2006, Jun). Impaired coactivator activity of the Gly482 variant of peroxisome proliferator-activated receptor γ coactivator-1 α (PGC-1 α) on mitochondrial transcription factor a (Tfam) promoter. *Biochemical and Biophysical Research Communications*, 344(3), 708–712. <https://doi.org/10.1016/j.bbrc.2006.03.193>
- Conley, D. L., & Krahenbuhl, G. S. (1980). Running economy and distance running performance of highly trained athletes. *Medicine and Science in Sports and Exercise*, 12(5), 357–360. <https://doi.org/10.1249/00005768-198025000-00010>
- De Moor, M. H., Spector, T. D., Cherkas, L. F., Falchi, M., Hottenga, J. J., Boomsma, D. I., & De Geus, E. J. (2007, Dec). Genome-wide linkage scan for athlete status in 700 British female DZ twin pairs. *Twin Research and Human Genetics*, 10(6), 812–820. <https://doi.org/10.1375/twin.10.6.812>
- Eynon, N., Meckel, Y., Sagiv, M., Yamin, C., Amir, R., Sagiv, M., Goldhammer, E., Duarte, J. A., & Oliveira, J. (2010, Feb). Do *PPARGC1A* and *PPARA* polymorphisms influence sprint or endurance phenotypes? *Scandinavian Journal of Medicine & Science in Sports*, 20(1), e145–50. <https://doi.org/10.1111/j.1600-0838.2009.00930.x>
- Eynon, N., Ruiz, J. R., Meckel, Y., Morán, M., & Lucia, A. (2011, Jan). Mitochondrial biogenesis related endurance genotype score and sports performance in athletes. *Mitochondrion*, 11(1), 64–69. <https://doi.org/10.1016/j.mito.2010.07.004>
- Gineviciene, V., Jakaitiene, A., Aksenov, M. O., Aksenova, A. V., Druzhevskaya, A. M., Iv, A., Es, E., Lj, G., Tubelis, L., Kucinskas, V., & Utkus, A. (2016, Sep). Association analysis of ACE, ACTN3 and *PPARGC1A* gene polymorphisms in two cohorts of European strength and power athletes. *Biology of Sport*, 33(3), 199–206. <https://doi.org/10.5604/20831862.1201051>
- Gineviciene, V., Jakaitiene, A., Tubelis, L., & Kucinskas, V. (2014). Variation in the ACE, *PPARGC1A* and *PPARA* genes in Lithuanian football players. *European Journal of Sport Science*, 14 Suppl 1(sup1), S289–95. <https://doi.org/10.1080/17461391.2012.691117>
- Guilherme, J. P. L. F., Bertuzzi, R., Lima-Silva, A. E., Pereira, A. D. C., & Lancha Junior, A. H. (2018, Sep). Analysis of sports-relevant polymorphisms in a large Brazilian cohort of top-level athletes. *Annals of Human Genetics*, 82(5), 254–264. <https://doi.org/10.1111/ahg.12248>

- Hall, E. C. R., Almeida, S. S., Heffernan, S. M., Lockey, S. J., Herbert, A. J., Callus, P., Day, S. H., Pedlar, C. R., Kipps, C., Collins, M., Pitsiladis, Y. P., Bennett, M. A., Kilduff, L. P., Stebbings, G. K., Erskine, R. M., & Williams, A. G. (2021, Jun). Genetic polymorphisms related to VO₂max adaptation are associated with elite rugby union status and competitive marathon performance. *International Journal of Sports Physiology and Performance*, 16(12), 1858–1864. <https://doi.org/10.1123/ijsp.2020-0856>
- Handschin, C., & Spiegelman, B. M. (2006, Dec). Peroxisome proliferator-activated receptor γ coactivator 1 coactivators, energy homeostasis, and metabolism. *Endocrine Reviews*, 27(7), 728–735. <https://doi.org/10.1210/er.2006-0037>
- Hawley, J. A., & Spargo, F. J. (2007). Metabolic adaptations to marathon training and racing. *Sports Medicine*, 37(4), 328–331. <https://doi.org/10.2165/00007256-200737040-00014>
- He, Z., Hu, Y., Feng, L., Bao, D., Wang, L., Li, Y., Wang, J., Liu, G., Xi, Y., Wen, L., & Lucia, A. (2008, Apr). Is there an association between PPARGC1A genotypes and endurance capacity in Chinese men? *Scandinavian Journal of Medicine & Science in Sports*, 18(2), 195–204. <https://doi.org/10.1111/j.1600-0838.2007.00648.x>
- Holloszy, J. O., & Coyle, E. F. (1984, Apr). Adaptations of skeletal muscle to endurance exercise and their metabolic consequences. *Journal of Applied Physiology*, 56(4), 831–838. <https://doi.org/10.1152/jap.1984.56.4.831>
- Joyner, M. J., & Coyle, E. F. (2008). Endurance exercise performance: The physiology of champions. *The Journal of Physiology*, 586(1), 35–44. <https://doi.org/10.1113/jphysiol.2007.143834>
- Lahiri, D. K., & Nurnberger, J. I., Jr. (1991). A rapid non-enzymatic method for the preparation of HMW DNA from blood for RFLP studies. *Nucleic Acids Research*, 19(19), 5444. <https://doi.org/10.1093/nar/19.19.5444>
- Lin, J., Wu, H., Tarr, P. T., Zhang, C. Y., Wu, Z., Boss, O., Michael, L. F., Puigserver, P., Isotani, E., Olson, E. N., Lowell, B. B., Bassel DUBY, R., & Spiegelman, B. M. (2002, Aug 15). Transcriptional co-activator PGC-1 α drives the formation of slow-twitch muscle fibres. *Nature*, 418 (6899), 797–801. <https://doi.org/10.1038/nature00904>
- Lucia, A., Gómez-Gallego, F., Barroso, I., Rabadán, M., Bandrés, F., San Juan, A. F., Chicharro, J. L., Ekelund, U., Brage, S., Earnest, C. P., Wareham, N. J., & Franks, P. W. (2005, Jul). PPARGC1A genotype (Gly482ser) predicts exceptional endurance capacity in European men. *Journal of Applied Physiology*, 99(1), 344–348. <https://doi.org/10.1152/jap.2005.99.1.344>
- Lyonnais, S., Tarrés-Solé, A., Rubio-Cosials, A., Cuppari, A., Brito, R., Jaumot, J., Gargallo, R., Vilaseca, M., Silva, C., Granzhan, A., Teulade Fichou, M. P., Eritja, R., & Solà, M. (2017). The human mitochondrial transcription factor a is a versatile G-quadruplex binding protein. *Scientific Reports*, 7(1), 43992. <https://doi.org/10.1038/srep43992>
- Muniesa, C. A., González-Freire, M., Santiago, C., Lao, J. I., Buxens, A., Rubio, J. C., Martín, M. A., Arenas, J., Gomez-Gallego, F., & Lucia, A. (2010, Sep). World-class performance in lightweight rowing: Is it genetically influenced? A comparison with cyclists, runners and non-athletes. *British Journal of Sports Medicine*, 44(12), 898–901. <https://doi.org/10.1136/bjism.2008.051680>
- Nishida, Y., Iyadomi, M., Higaki, Y., Tanaka, H., Kondo, Y., Otsubo, H., Horita, M., Hara, M., & Tanaka, K. (2015). Association between the PPARGC1A polymorphism and aerobic capacity in Japanese middle-aged men. *Internal Medicine*, 54(4), 359–366. <https://doi.org/10.2169/internalmedicine.54.3170>
- Nishida, Y., Tanaka, H., Tobina, T., Murakami, K., Shono, N., Shindo, M., Ogawa, W., Yoshioka, M., & St-Amand, J. (2010, Sep). Regulation of muscle genes by moderate exercise. *International Journal of Sports Medicine*, 31(9), 656–670. <https://doi.org/10.1055/s-0030-1255065>
- Peplonska, B., Adamczyk, J. G., Siewierski, M., Safranow, K., Maruszak, A., Sozanski, H., Gajewski, A. K., & Zekanowski, C. (2017, Aug). Genetic variants associated with physical and mental characteristics of the elite athletes in the Polish population. *Scandinavian Journal of Medicine & Science in Sports*, 27(8), 788–800. <https://doi.org/10.1111/sms.12687>
- Pozzi, A., Ibanez, M. R., Gatica, A. E., Yang, S., Wei, S., Mei, S., Falck, J. R., & Capdevila, J. H. (2007, Jun). Peroxisomal proliferator-activated receptor- α -dependent inhibition of endothelial cell proliferation and tumorigenesis. *The Journal of Biological Chemistry*, 282(24), 17685–17695. <https://doi.org/10.1074/jbc.M701429200>
- Puigserver, P., & Spiegelman, B. M. (2003, Feb). Peroxisome proliferator-activated receptor- γ coactivator 1 α (PGC-1 α): Transcriptional coactivator and metabolic regulator. *Endocrine Reviews*, 24(1), 78–90. <https://doi.org/10.1210/er.2002-0012>
- Ring-Dimitriou, S., Kedenko, L., Kedenko, I., Feichtinger, R. G., Steinbacher, P., Stoiber, W., Foerster, H., Felder, T., Mueller, E., Kofler, B., & Paulweber, B. (2014). Does genetic variation in PPARGC1A affect exercise-induced changes in ventilatory thresholds and metabolic syndrome? *Journal of Exercise Physiology Online / American Society of Exercise Physiologists*, 17(2), 1–8.
- Rivera, M. A., Fahey, T. D., López-Taylor, J. R., & Martínez, J. L. (2020). The association of aquaporin-1 gene with marathon running performance level: A confirmatory study conducted in male hispanic marathon runners. *Sports Medicine - Open*, 6(1), 16. <https://doi.org/10.1186/s40798-020-00243-0>
- Stebbins, G. K., Williams, A. G., Herbert, A. J., Lockey, S. J., Heffernan, S. M., Erskine, R. M., Morse, C. I., & Day, S. H. (2018). TTN genotype is associated with fascicle length and marathon running performance. *Scandinavian Journal of Medicine & Science in Sports*, 28(2), 400–406. <https://doi.org/10.1111/sms.12927>
- Stefan, N., Thamer, C., Staiger, H., Machicao, F., Machann, J., Schick, F., Venter, C., Niess, A., Laakso, M., Fritsche, A., & Häring, H. U. (2007, May). Genetic variations in PPARGC1A determine mitochondrial function and change in aerobic physical fitness and insulin sensitivity during lifestyle intervention. *The Journal of Clinical Endocrinology & Metabolism*, 92(5), 1827–1833. <https://doi.org/10.1210/jc.2006-1785>
- Steinbacher, P., Feichtinger, R. G., Kedenko, L., Kedenko, I., Reinhardt, S., Schönauer, A. L., Leitner, I., Sängler, A. M., Stoiber, W., Kofler, B., Förster, H., Paulweber, B., & Ring-Dimitriou, S. (2015, Apr 17). The single nucleotide polymorphism Gly482Ser in the PGC-1 α gene impairs exercise-induced slow-twitch muscle fibre transformation in humans. *Plos One*, 10(4), e0123881. <https://doi.org/10.1371/journal.pone.0123881>
- Stumvoll, M., Fritsche, A., t'Hart, L. M., Machann, J., Thamer, C., Tschritter, O., Van Haften, T. W., Jacob, S., Dekker, J. M., Maassen, J. A., Machicao, F., Schick, F., Heine, R. J., & Häring, H. (2004, May). The Gly482Ser variant in the peroxisome proliferator-activated receptor γ coactivator-1 is not associated with diabetes-related traits in non-diabetic German and Dutch populations. *Experimental and Clinical Endocrinology & Diabetes*, 112(5), 253–257. <https://doi.org/10.1055/s-2004-817972>
- Tobina, T., Mori, Y., Doi, Y., Nakayama, F., Kiyonaga, A., & Tanaka, H. (2017, Sep). Peroxisome proliferator-activated receptor gamma co-activator 1 gene Gly482Ser polymorphism is associated with the response of low-density lipoprotein cholesterol concentrations to exercise training in elderly Japanese. *The Journal of Physiological Sciences*, 67(5), 595–602. <https://doi.org/10.1007/s12576-016-0491-y>
- Tsianos, G. I., Evangelou, E., Boot, A., Zillikens, M. C., van Meurs, J. B., Uitterlinden, A. G., & Ioannidis, J. P. (2010, Mar). Associations of polymorphisms of eight muscle- or metabolism-related genes with performance in Mount Olympus marathon runners. *Journal of Applied Physiology*, 108(3), 567–574. <https://doi.org/10.1152/jap.2009.107.3.567>
- Tucker, R., Santos-Concejero, J., & Collins, M. (2013, Jun). The genetic basis for elite running performance. *British Journal of Sports Medicine*, 47(9), 545–549. <https://doi.org/10.1136/bjsports-2013-092408>
- Tural, E., Kara, N., Agaoglu, S. A., Elbistan, M., Tasmektepligil, M. Y., & Imamoglu, O. (2014, Sep). PPAR- α and PPARGC1A gene variants have strong effects on aerobic performance of Turkish elite endurance athletes. *Molecular Biology Reports*, 41(9), 5799–5804. <https://doi.org/10.1007/s11033-014-3453-6>
- Williams, A. G., & Folland, J. P. (2008, Jan). Similarity of polygenic profiles limits the potential for elite human physical performance. *The Journal of Physiology*, 586(1), 113–121. <https://doi.org/10.1113/jphysiol.2007.141887>
- Yvert, T., Miyamoto-Mikami, E., Murakami, H., Miyachi, M., Kawahara, T., & Fuku, N. (2016, Oct). Lack of replication of associations between multiple genetic polymorphisms and endurance athlete status in Japanese population. *Physiological Reports*, 4(20), e13003. <https://doi.org/10.14814/phy2.13003>